



# CANOE We·no·nah

.....

EXPLORE BEYOND

.....

20  
CATALOGUE  
16

2015 CATALOGUE









# LET'S GO SOMEWHERE.

.....

Let's go somewhere. And even in the places we've been before, we'll always discover something new. That's the philosophy that guides our work and a belief we invite you to share. It's a basic quest to always move forward, find new answers, and never settle on what we did yesterday.

So we're going to keep going places. Paddling across the globe to give you a better experience close to home. Finding new applications for proven materials and construction, while setting the

stage for the next breakthroughs. And, more than anything, fueling our drive for adventure and discovery by helping others do the same.

It's hard to believe our little daytrip has lasted close to 50 years. But, we suppose, that's simply one of the benefits of paddling the world's greatest canoe. You get to keep going. So, no matter where your journeys take you, from local lakes to faraway wilderness adventures, we invite you to start each one from the same place - Wenonah.



You'll work hard  
to damage these canoes.  
We know. We tried.

The experts agreed it would make great canoes. Then told us it couldn't be done. We tried anyway. And after five years we've perfected laminated material that makes laminated hulls tougher than ever before. No compromises. Now you can own a canoe with the superb lightness and performance of fiberglass... plus more durability than you should ever need.

Tuf-weave is a unique, cross-linked cloth of 50% fiberglass, 50% polyester. Like an alloy, the use of both gives a fabric stronger than either. Sounds easy, except polyester and fiberglass couldn't be woven into one piece of cloth before. Nor could they be laminated using the same resin. But we solved those problems to create stronger hulls without added weight or cost. Depending on our specific model, we use Tuf-weave to replace one layer or more of fiberglass in the laminate. It's a major improvement. We abused test hulls in ways that made us cringe. Ran them

into rocks. High centered them on sunken trees. Did most everything you're told to avoid if you care about a canoe. Result? Small chips and scratches, otherwise nothing. No holes, tips, leaks or structural damage.

Finally, we put a hull out behind our shop and told everyone to attack it with a hammer. For days we did, but the canoe took all the beating we could give it.

Eventually all makers of quality laminated canoes will use a fabric like Tuf-weave for durability. But no one else has the technology now... nor will soon. See a dealer to test these remarkable canoes, or contact us for our literature: 32 pages detailing the widest choice of hulls available.

We no-nah, always the standard for lightness and performance. Now unmatched for toughness, too.



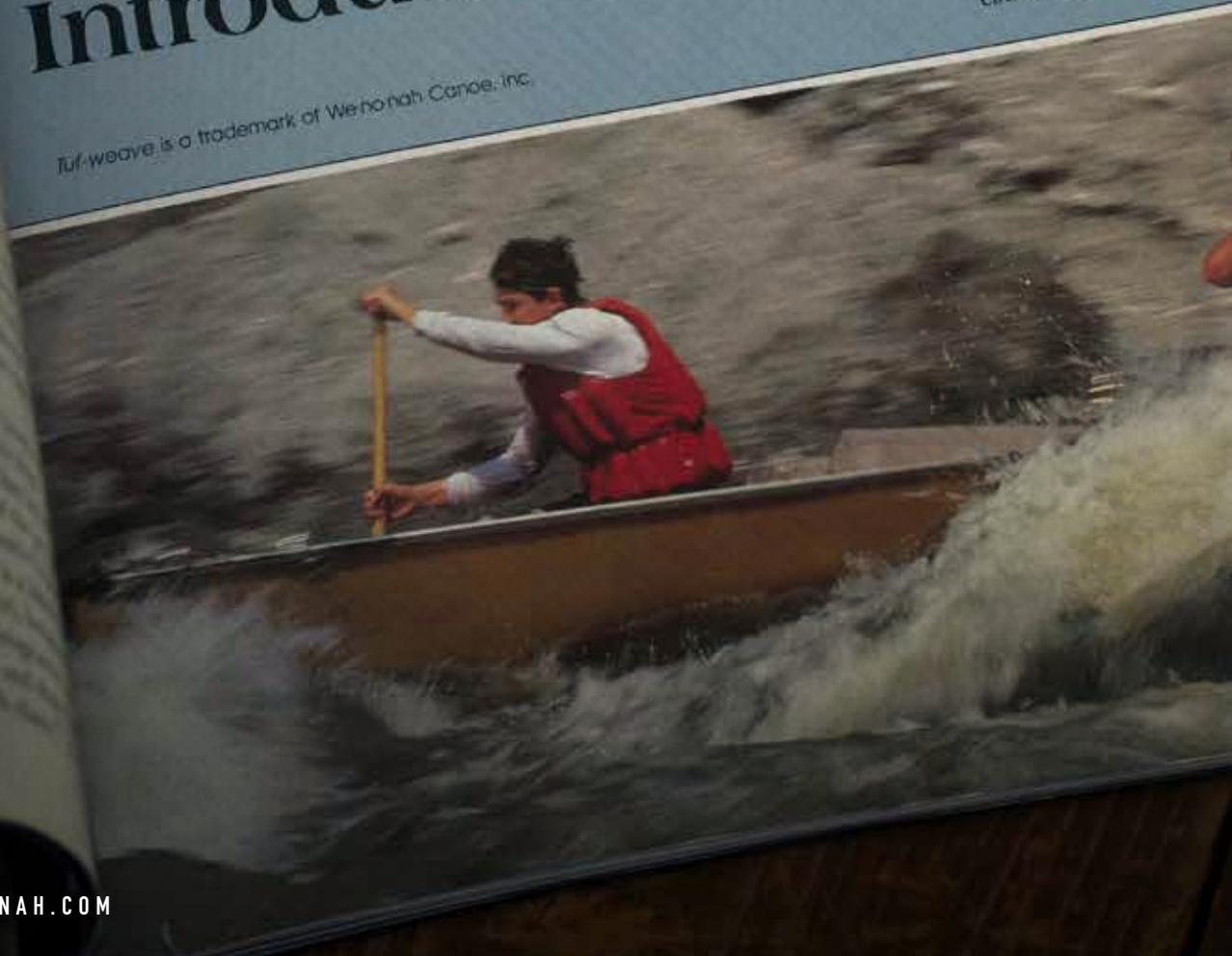
**We no-nah**

PO Box 247C, Winona, MN 55987 (507) 454-5430

# Introducing Tuf-weave™

Circle Reader Service No. 77.

Tuf-weave is a trademark of We no-nah Canoe, Inc.





# THE DAY THE CANOE INDUSTRY CHANGED FOREVER.

..... *And the solution 37 years in the making.* .....

Canoeists worldwide are accepting Royalex®, the durable material used to make canoes for nearly every major manufacturer, is gone forever. But as early as 1979, long before Wenonah manufactured Royalex canoes, we launched our proprietary composite construction called Tuf-Weave® to tackle the rough and borderline abusive paddling conditions. Our Tuf-Weave is a co-weave of polyester and fiberglass that, when laminated into our canoes, provides superior impact resistance at lighter weights than Royalex. We have manufactured Tuf-Weave canoes continuously since 1979 and continue to do so today. Looking back, we consider Tuf-Weave to be one of our major contributions to canoeing.

Royalex's demise can be attributed to many things, including low global volumes, rising costs and the corporate stewardship of publically traded companies. Here at Wenonah Canoe, we remain founder owned and our shareholder's meetings take place at a small kitchen table. Our decisions are guided by our passions and our love for canoeing. Even if a Royalex replacement comes to exist, it will take years, perhaps decades to prove the integrity and acceptability of the material. At Wenonah, we can say with the confidence and pride that only four decades of canoeing allow, Tuf-Weave is here to stay.



# HOW TO CHOOSE A

WHAT DO YOU WANT TO

## I WANT TO DO IT ALL.

If you want a canoe that anyone can paddle and will do most everything start here with all around great canoes that will do it all well.

### GENERAL TOURING



#### Vagabond

Just me, my boat and the water.



#### Wilderness

Go anywhere, do anything solo.



#### Prism

Oh sweet smooth efficiency, how I yearn for you..



#### Solo Plus

Mostly solo, but sometimes tandem.



#### Heron

Don't you have something that will fit in my garage?



#### Aurora

The 16' perfect all-arounder.



#### Spirit II

The 17' perfect all-arounder.



#### 17 Wenonah

A classic design with a storied past.



#### Champlain

What can I say, I got alot of stuff.



#### Seneca

Three's company.

## I WANT TO GO FAST.

If you want a great do everything canoe that is as efficient as possible, and this isn't your first time across the lake these are your canoes.

### PERFORMANCE TOURING



#### Voyager

The Voyagers wish they had a boat with this much power.



#### Adirondack

Streams, rivers and lakes; no problem.



#### Sundowner 17

Here fishy, fishy, bite my worm.



#### Escapade

Of course Tillman is coming.



#### Escape

Escape, that's exactly what I want to do.



#### Minnesota II

W.W.M.C.P.  
(What would Mike C. Paddle?)



#### Minnesota 3

3 man formation, now we're flying in style.



#### Wee Lassie

What's the smallest thing you've got?



#### Fusion

Dude, my canoe's got a rudder!



#### Fisherman

Here fishy, fishy, bite my worm.



#### Kingfisher

Of course Tillman is coming.



#### Boundary Waters

Now that is one rock solid canoe.



#### Backwater

Flat back for motor mount; paddle not required.



#### Southfork

Carefree polyethylene.



# WENONAH CANOE

## USE YOUR CANOE FOR?

### LAKES? NAH. I NEED TO FEEL THE FLOW.

If you plan on mainly paddling smaller rivers and streams look here for some highly maneuverable canoes that excel in down river fun.

#### DOWN RIVER



##### Argosy

An advanced solo that'll spin on a dime.



##### Prospector 15


Not looking for gold, just a good time.



### I JUST TOOK A MONTH OFF WORK TO EXPLORE.

If you have a grand expedition ahead of you or generally plan on paddling large bodies of water loaded with gear, check out these specialized designs.

#### EXPEDITION



##### Encounter

Who knew one person could need so much stuff?



##### Itasca

Kitchen sink, check.

### I DRIVE A HYBRID, WHY CAN'T I PADDLE ONE.

Part canoe, part kayak, these are unique looking crafts that will turn heads. Perfect for wilderness tripping and general paddling.

#### DECKED



##### Mini Canak

A canoe's capacity a kayak's amenities - mini.



##### Canak

A canoe's capacity a kayak's amenities.



##### Prospector 16

An all-time favorite, the genuine prospector.

## HOW TO FIND <sup>CANOE</sup> We·no·nah RETAILERS.

We have more than 400 knowledgeable retailers located around the world to help guide you through your purchasing decisions.


Visit our website to locate your nearest Wenonah retailer.

[www.wenonah.com](http://www.wenonah.com)

For tutorials and a chance to win free Wenonah Canoe swag find us on:







**GENERAL TOURING** canoes are versatile boats that do everything well. For people who look forward to day trips with the family, fishing, easy weekend adventures, or a week spent canoe camping, our general touring canoes are the best choice.

Stable, maneuverable, and able to haul a fair amount of gear, these canoes build confidence in developing paddlers. They vary in length from 15 feet to 18 feet, but all have generous width and depth, a shallow-arch bottom, and 1 or 2 inches of rocker.



**SPECS**

|        |        |
|--------|--------|
| Length | 19' 4" |
| Rocker | 2"     |

**DEPTH**

|        |     |
|--------|-----|
| Bow    | 22" |
| Center | 14" |
| Stern  | 22" |

**WIDTH**

|           |       |
|-----------|-------|
| Gunwale   | 37.5" |
| Waterline | 39.5" |
| Maximum   | 39.5" |

**WEIGHT**

|                |       |
|----------------|-------|
| Graphite UL    | N/A   |
| Kevlar UL      | 55 lb |
| Kevlar Flex    | N/A   |
| Tuf-Weave Flex | N/A   |

**SPECS**

|        |      |
|--------|------|
| Length | 18'  |
| Rocker | 1.5" |

**DEPTH**

|        |     |
|--------|-----|
| Bow    | 22" |
| Center | 14" |
| Stern  | 20" |

**WIDTH**

|           |        |
|-----------|--------|
| Gunwale   | 36.5"  |
| Waterline | 36.75" |
| Maximum   | 37"    |

**WEIGHT**

|                |       |
|----------------|-------|
| Graphite UL    | N/A   |
| Kevlar UL      | 46 lb |
| Kevlar Flex    | 57 lb |
| Tuf-Weave Flex | 61 lb |

**SENECA**

For three-person paddling adventures, few canoes perform like the Seneca. Whether you're reeling in eight-pounders or power-paddling to the next lake, the Seneca's great initial stability and efficiency turn you into a harmonious paddling team.

The Seneca is a big canoe with enough freeboard to keep gear and equipment dry. Designed for family and general use, the center seat is removable if you're looking to comfortably fit two large people with a lot of gear. It also serves as an alternative to a tag-along solo canoe.

|                 |            |
|-----------------|------------|
| Efficiency      | ●●●●●●●●   |
| Maneuverability | ●●●●●      |
| Capacity        | ●●●●●●●●●● |
| Stability       | ●●●●●●●●●● |
| Seaworthy       | ●●●●●●●●●● |

*Pictured Above: Kev UL - Skin - Silver Alum - Web, Fixed - Removable Center Seat - Foot Brace*

**CHAMPLAIN**

To carry gear for a week, an arsenal of fishing tackle, and coolers to take out the cold ones or bring back the big ones, you need an efficient and seaworthy touring canoe like the Champlain. It is the best touring canoe ever designed for extended big lake and river trips.

One of our largest tandems, the Champlain is a versatile boat that's efficient and glides well. Its size and its shallow-arched hull make it easy for paddlers to handle and less sensitive to waves. Its stability sets your mind at ease if you're day-tripping with small children.

|                 |            |
|-----------------|------------|
| Efficiency      | ●●●●●●●●   |
| Maneuverability | ●●●●●      |
| Capacity        | ●●●●●●●●●● |
| Stability       | ●●●●●●●●●● |
| Seaworthy       | ●●●●●●●●●● |

**Color Options**  
Composite

*Pictured Above: Tuf-weave - Red - Silver Alum - Bucket, Sliding Bow - Foot Brace*



**SPECS**

|        |     |
|--------|-----|
| Length | 17' |
| Rocker | 2'  |

**DEPTH**


|        |       |
|--------|-------|
| Bow    | 22"   |
| Center | 13.5" |
| Stern  | 22"   |

**WIDTH**

|           |       |
|-----------|-------|
| Gunwale   | 36"   |
| Waterline | 34.5" |
| Maximum   | 37"   |

**WEIGHT**

|                |       |
|----------------|-------|
| Graphite UL    | N/A   |
| Kevlar UL      | 44 lb |
| Kevlar Flex    | 55 lb |
| Tuf-Weave Flex | 60 lb |

**SPECS**

|        |      |
|--------|------|
| Length | 17'  |
| Rocker | 1.5" |

**DEPTH**

|        |     |
|--------|-----|
| Bow    | 22" |
| Center | 14" |
| Stern  | 19" |

**WIDTH**

|           |       |
|-----------|-------|
| Gunwale   | 35"   |
| Waterline | 35.5" |
| Maximum   | 36"   |

**WEIGHT**

|                |       |
|----------------|-------|
| Graphite UL    | ----- |
| Kevlar UL      | 42 lb |
| Kevlar Flex    | 54 lb |
| Tuf-Weave Flex | 58 lb |

**17 WENONAH**

The canoe that started a revolution. Designed by owner and founder Mike Cichanowski in 1965, this instant classic was originally built out of wood strip and fiberglass in Mike's parents backyard shed. We carefully handcrafted a mold from the original boat that has been proudly displayed for over 30 years.

Available in our state-of-the-art composite materials and layups, the 17 Wenonah shares lines of classic wooden hulls from the early 1900's. Ideal for general use and families, the 17 Wenonah has a unique look and storied past - a must for serious canoe connoisseurs and open boat history buffs.

**Color Options**

Picture above: Kev UL - Skin - Silver Alum - Curved Web, Hung - Foot Brace

**SPIRIT II**

Like a Swiss Army knife, the Spirit II does everything. As efficient as a long-hulled canoe and as maneuverable as a short one, the Spirit II strikes a balance between all good things. Roomy enough for Boundary Water trips, it's even more stable when loaded.

No wonder Canoe & Kayak Magazine said, "If you could have only one canoe to serve all your needs for the rest of your life, the Spirit II would be one of the very few candidates." Maybe that's why we sell more Spirit II's than any other model.

**Color Options**

Picture above: Kev Flex - Ivory - Silver Alum - Bucket, Sliding Bow - Foot Brace



**SPECS**

|        |      |
|--------|------|
| Length | 16'  |
| Rocker | 1.5" |

**DEPTH**

|        |     |
|--------|-----|
| Bow    | 21" |
| Center | 14" |
| Stern  | 18" |

**WIDTH**

|           |       |
|-----------|-------|
| Gunwale   | 35"   |
| Waterline | 35.5" |
| Maximum   | 36"   |

**WEIGHT**

|                |       |
|----------------|-------|
| Graphite UL    | ----- |
| Kevlar UL      | 39 lb |
| Kevlar Flex    | 51 lb |
| Tuf-Weave Flex | 55 lb |

**SPECS**

|        |       |
|--------|-------|
| Length | 15'   |
| Rocker | 1.25" |

**DEPTH**

|        |     |
|--------|-----|
| Bow    | 18" |
| Center | 13" |
| Stern  | 16" |

**WIDTH**

|           |     |
|-----------|-----|
| Gunwale   | 35" |
| Waterline | 35" |
| Maximum   | 36" |

**WEIGHT**

|                |       |
|----------------|-------|
| Graphite UL    | ----- |
| Kevlar UL      | 36 lb |
| Kevlar Flex    | 46 lb |
| Tuf-Weave Flex | 50 lb |

**AURORA**

For exploring, fishing, day-tripping with your family, and paddling on smaller rivers and streams, we designed the Aurora. The Aurora is a downsized version of the Spirit II, with all that boat's virtues, but a foot shorter in length.

Its carefully contoured hull paddles easily and performs reliably in wind and waves. It has depth in both the center and the ends, and maintains ample freeboard when loaded. A great canoe for vacations at the lake.

**Color Options**

Picture above: Kev UL - Skin - Black Alum - Web, Hung

**HERON**

Life asks a lot of some canoes — like, be ready for anything. The Heron is a compact, maneuverable, tandem canoe that answers all requests. It's the smallest tandem canoe in our General Touring family. Inexperienced paddlers like its stability, while adept paddlers appreciate its efficiency.

Because of its smaller size, the Heron is a practical boat for day trips on lakes, while also performing well on smaller rivers and streams. Keep one at the cabin for the kids, or keep one for leisurely float trips down your favorite trout stream.

**Color Options**

Picture above: Kev Ultra - Skin - Silver Alum - Web, Hung



**SPECS**

|        |        |
|--------|--------|
| Length | 16' 6" |
| Rocker | -----  |

**DEPTH**

|        |       |
|--------|-------|
| Bow    | 19"   |
| Center | 12.5" |
| Stern  | 17"   |

**WIDTH**

|           |        |
|-----------|--------|
| Gunwale   | 26"    |
| Waterline | 29.75" |
| Maximum   | 30.75" |

**WEIGHT**

|                |       |
|----------------|-------|
| Graphite UL    | 32 lb |
| Kevlar UL      | 34 lb |
| Kevlar Flex    | 44 lb |
| Tuf-Weave Flex | 49 lb |

**SPECS**

|        |        |
|--------|--------|
| Length | 15' 4" |
| Rocker | 1.25"  |

**DEPTH**

|        |     |
|--------|-----|
| Bow    | 19" |
| Center | 14" |
| Stern  | 17" |

**WIDTH**

|           |        |
|-----------|--------|
| Gunwale   | 27"    |
| Waterline | 29.75" |
| Maximum   | 30.5"  |

**WEIGHT**

|                |       |
|----------------|-------|
| Graphite UL    | 31 lb |
| Kevlar UL      | 32 lb |
| Kevlar Flex    | 41 lb |
| Tuf-Weave Flex | 43 lb |

**PRISM**

The Prism is our most popular composite solo canoe. Incredibly versatile, it'll take you comfortably over all kinds of waters. Blending efficiency, stability, capacity and finesse, it's ideal for cruising with a light load, but also has the volume needed for medium-length trips.

Canoe & Kayak Magazine said it well when they wrote, "The Prism is all about glide and speed. It's a lean boat that tracks the best of those reviewed, yet will turn quickly enough, and returns to a stable position more readily than other fast canoes."

**Color Options**

Picture above: Graph Ultra - Skin - Wood - Bucket, Center Pedestal - Foot Brace

**WILDERNESS**

Named in honor of Dick Proenneke, a legendary wilderness man who spent 30 years of his retired life living alone in the wilds of Twin Lakes, Alaska. The Wilderness is a solo canoe that can take you far away from it all.

Brilliantly designed for extended solo trips it portages well, paddles efficiently, carries plenty of gear and gives a dry ride in rough waters. Its well rounded stability and moderate rocker make it a great down-river boat while inspiring confidence whether on a loaded tour or evening paddle.

**Color Options**

Picture above: Kev Flex - Green - Silver Alum - Web, Hung Adjustable



**SPECS**

|        |        |
|--------|--------|
| Length | 14' 6" |
| Rocker | 1.25"  |

**DEPTH**

|        |       |
|--------|-------|
| Bow    | 16"   |
| Center | 12.5" |
| Stern  | 14.5" |

**WIDTH**

|           |        |
|-----------|--------|
| Gunwale   | 28"    |
| Waterline | 29.75" |
| Maximum   | 29.75" |

**WEIGHT**

|                |       |
|----------------|-------|
| Graphite UL    | ----- |
| Kevlar UL      | 30 lb |
| Kevlar Flex    | 38 lb |
| Tuf-Weave Flex | 40 lb |

**SPECS**

|        |        |
|--------|--------|
| Length | 16' 6" |
| Rocker | -----  |

**DEPTH**

|        |     |
|--------|-----|
| Bow    | 19" |
| Center | 13" |
| Stern  | 17" |

**WIDTH**

|           |        |
|-----------|--------|
| Gunwale   | 29"    |
| Waterline | 31.75" |
| Maximum   | 32.75" |

**WEIGHT**

|                |       |
|----------------|-------|
| Graphite UL    | ----- |
| Kevlar UL      | 40 lb |
| Kevlar Flex    | 51 lb |
| Tuf-Weave Flex | 54 lb |

**VAGABOND**

This small, responsive, solo hull will take you out on smaller rivers and streams, and bring your adventurous spirit back satisfied. It's a great choice for a first solo canoe.

The Vagabond is highly maneuverable and quiet enough to track birds through the backwaters. Its small size makes it easy to car-top and carry, and convenient to store. Try paddling it with a kayak paddle. It's lighter than kayaks of similar length, and easily outperforms them.

**Color Options**

Picture above: Kev-Flex - Red - Silver Alum - Web, Hung Adjustable - Footbrace

**SOLO PLUS**

For people who want both the freedom of a solo canoe and the companionability of a tandem, we designed the Solo Plus. It works well both ways. As a solo, it's a stable, efficient touring hull with the capacity to carry a tent, food, sling-chair and fishing gear for a week.

Paddled tandem, it's an efficient performance design that makes getting there together a pleasure. If you're looking to get two canoes for the price of one, the Solo Plus is the boat for you.

**Color Options**

Picture above: Kev Ultra - Black Alum - Web, Hung



## PERFORMANCE TOURING

canoes are sleek and efficient. They track like an arrow and glide like no other — perfect for paddling from the wilds of Canada's Quetico Provincial Park to the far reaching stretches of the Amazon.

From bow to stern, our performance touring canoes are ingeniously contoured for efficiency. They are longer than our general touring canoes (from 16'6" to 18'6"), slimmer (33"- 35" wide) and have average depth to shrug off wind. Arched bottoms increase the hull's speed. They reward good paddling technique by gliding farther on each stroke than any other category of canoe.







#### SPECS

|        |       |
|--------|-------|
| Length | 16'   |
| Rocker | ----- |

#### DEPTH

|        |       |
|--------|-------|
| Bow    | 19.5" |
| Center | 13.5" |
| Stern  | 16.5" |

#### WIDTH

|           |        |
|-----------|--------|
| Gunwale   | 35"    |
| Waterline | 34.75" |
| Maximum   | 36"    |

#### WEIGHT

|                |       |
|----------------|-------|
| Graphite UL    | ----- |
| Kevlar UL      | 37 lb |
| Kevlar Flex    | 49 lb |
| Tuf-Weave Flex | 54 lb |



#### SPECS

|        |      |
|--------|------|
| Length | 20'  |
| Rocker | 1.5" |

#### DEPTH

|        |       |
|--------|-------|
| Bow    | 20.5" |
| Center | 13.5" |
| Stern  | 17"   |

#### WIDTH

|           |       |
|-----------|-------|
| Gunwale   | 34"   |
| Waterline | 33.5" |
| Maximum   | 35.5" |

#### WEIGHT

|                |       |
|----------------|-------|
| Graphite UL    | N/A   |
| Kevlar UL      | 55 lb |
| Kevlar Flex    | N/A   |
| Tuf-Weave Flex | N/A   |

## ADIRONDACK

If you're looking for a sleek, straight-tracking canoe that's easy to paddle and easy to handle out of the water, the Adirondack fits the bill.

Designed for day and overnight trips, it paddles efficiently with a light-to-moderate load. The Adirondack is also graced with excellent stability in most conditions. Canoe & Kayak Magazine said, "This is one smooth-paddling canoe." Who said an efficient canoe had to be long?



#### Color Options



Pictured Above: Kev Flex - Ivory, Silver Alum - Web, Hung

## MINNESOTA 3

Designed for three paddlers and their gear, the 20-foot Minnesota 3 travels faster, with less effort, than most tandems. A Boundary Waters Canoe Area campsite maximizer, the MN 3 will allow that ninth camper to come along while following the nine people, four canoes regulation.

A sliding bow seat, fixed stern seat, and removable center seat accommodate three paddlers comfortably, and you can even add a fourth if the whole family wants to come along. This is a fine cruising canoe that will hold all the gear and people you want to take.



Pictured above: Kev UL - Skin - Silver Alum - Bucket, Sliding Bow, Removable Web Center Seat - Foot Brace





| SPECS          |        |
|----------------|--------|
| Length         | 18' 6" |
| Rocker         | N/A    |
| DEPTH          |        |
| Bow            | 20.5"  |
| Center         | 13.5"  |
| Stern          | 17"    |
| WIDTH          |        |
| Gunwale        | 33.5"  |
| Waterline      | 33.5"  |
| Maximum        | 35"    |
| WEIGHT         |        |
| Graphite UL    | 42 lb  |
| Kevlar UL      | 42 lb  |
| Kevlar Flex    | 54 lb  |
| Tuf-Weave Flex | 58 lb  |



| SPECS          |        |
|----------------|--------|
| Length         | 17' 6" |
| Rocker         | N/A    |
| DEPTH          |        |
| Bow            | 20.5"  |
| Center         | 13.5"  |
| Stern          | 17"    |
| WIDTH          |        |
| Gunwale        | 33"    |
| Waterline      | 33"    |
| Maximum        | 34.5"  |
| WEIGHT         |        |
| Graphite UL    | 41 lb  |
| Kevlar UL      | 41 lb  |
| Kevlar Flex    | 53 lb  |
| Tuf-Weave Flex | 57 lb  |

## MINNESOTA II

The legendary Minnesota II is the most efficient, straight-tracking, tandem tripping canoe ever made. If you travel in MN's Boundary Waters Canoe Area or Canada's Quetico Park, you'll see a lot of these canoes.

They're fast and seaworthy even when loaded with heavy gear, yet they're fun to paddle lightly loaded just for the thrill of it. This boat revolutionized both portaging and long-distance paddling and opened places like the Boundary Waters to many.



### Color Options



Picture above: Kev UL - Skin - Silver Alum - Bucket, Sliding Bow - Foot Brace

## ESCAPE

The Escape is a shorter version of the popular Minnesota II, with similar lines and the increased maneuverability that comes along with a shorter canoe. Our medium sized performance tandem, it's a very versatile craft.

The Escape is a sleek performance canoe that will paddle well on streams and rivers, as well as larger lakes. It has fair depth and width to hold plenty of gear, while its flared bow and extra depth at bow and stern keeps you dry in the choppiest waters.



### Color Options



Picture above: Kev Flex - Ivory - Silver Alum - Bucket, Sliding Bow - Foot Brace





#### SPECS

|        |        |
|--------|--------|
| Length | 16' 6" |
| Rocker | N/A    |

#### DEPTH

|        |       |
|--------|-------|
| Bow    | 18.5" |
| Center | 13.5" |
| Stern  | 16"   |

#### WIDTH

|           |       |
|-----------|-------|
| Gunwale   | 29.5" |
| Waterline | 30"   |
| Maximum   | 33.5" |

#### WEIGHT

|                |       |
|----------------|-------|
| Graphite UL    | 41 lb |
| Kevlar UL      | 41 lb |
| Kevlar Flex    | 53 lb |
| Tuf-Weave Flex | 57 lb |



#### SPECS

|        |        |
|--------|--------|
| Length | 17' 6" |
| Rocker | N/A    |

#### DEPTH

|        |     |
|--------|-----|
| Bow    | 19" |
| Center | 14" |
| Stern  | 16" |

#### WIDTH

|           |        |
|-----------|--------|
| Gunwale   | 21.5"  |
| Waterline | 27.5"  |
| Maximum   | 28.75" |

#### WEIGHT

|                |       |
|----------------|-------|
| Graphite UL    | 33lb  |
| Kevlar UL      | 34 lb |
| Kevlar Flex    | 46 lb |
| Tuf-Weave Flex | 51 lb |

## ESCAPADE

The Escapade defines efficiency and superb performance in one compact package. We redesigned this one a couple years ago, reshaping the bow and stern to improve efficiency, and adding more tumblehome to make solo paddling easier.

The Escapade is a good fit for smaller paddlers, those who pack light, and all people who prefer a shorter canoe. At 16'6" you can add an optional center seat (shown) to make it a maneuverable solo, as this is the most friendly length to switch between solo and tandem paddling. Truly a superior hull design and a great paddling canoe.



#### Color Options



Picture above: Kev Ultra - Silver Alum - Bucket - Sliding Bow - Footbrace

## VOYAGER

Designed for the advanced solo paddler with big plans, the Voyager is at home on large lakes and rivers. If you're looking for a Solo that will take on the Great Salt Lake, Lake Powell, the big reservoirs of Tennessee, or any waters like them, this is your canoe.

This hull is the solo version of the legendary Minnesota II — incredibly efficient, straight tracking and capable of carrying two weeks gear. Loaded or empty, it's the benchmark boat of its class.



#### Color Options



Picture above: Graph Ultra - Skin - Wood Inwales - Center Pedestal - Footbrace



## SPORT & LEISURE

canoes are designed for people with a purpose — fishermen, hunters, photographers, bird watchers and others who want a stable canoe that's easy to maneuver and manage in and out of the water.

Sports & Leisure hulls are relatively short, wide, and deep. They have full bottoms for a solid “footprint” in the water, making them stable and secure for paddling with active children or a jumpy dog. Deep enough to haul all the gear you need, they'll remain seaworthy in choppy water.





**SPECS**

|        |       |
|--------|-------|
| Length | 13'   |
| Rocker | ----- |

**DEPTH**

|        |       |
|--------|-------|
| Bow    | 15.5" |
| Center | 12"   |
| Stern  | 15"   |

**WIDTH**

|           |       |
|-----------|-------|
| Gunwale   | 31"   |
| Waterline | 28.5" |
| Maximum   | 31"   |

**WEIGHT**

|        |       |
|--------|-------|
| Kevlar | 30 lb |
|--------|-------|

\*Optional rudder adds 4 lb

**SPECS**

|        |       |
|--------|-------|
| Length | 12'6" |
| Rocker | ----- |

**DEPTH**

|        |     |
|--------|-----|
| Bow    | 16" |
| Center | 12" |
| Stern  | 16" |

**WIDTH**

|           |     |
|-----------|-----|
| Gunwale   | 31" |
| Waterline | 24" |
| Maximum   | 31" |

**WEIGHT**

|        |       |
|--------|-------|
| Kevlar | 25 lb |
|--------|-------|

\*Optional rudder adds 4 lb

**FUSION**

The Fusion is a uniquely designed solo blending features of both a canoe and kayak for recreation and fishing. It can be paddled with a double or single blade paddle and its foot controlled rudder makes maneuvering a cinch. The padded seat with high back rest comes standard and allows for hours of comfort.

The Fusion runs drier and holds more gear than any fishing kayak, while keeping all your gear readily accessible. Designed for personal accessorization of rod holders and storage trays for a truly customized craft. Rudder is optional.

|                 |            |
|-----------------|------------|
| Efficiency      | ●●●●●●●●   |
| Maneuverability | ●●●●●●●●●● |
| Capacity        | ●●●●●●●●   |
| Stability       | ●●●●●●●●   |
| Seaworthy       | ●●●●●●●●   |

Pictured Above: Kevlar - Skin - Black Alum - GCI Sitbacker - SmartTrack Rudder

**WEE LASSIE**

The Wee Lassie is the classic Adirondack-style solo canoe whose design dates back to the days when a relaxing paddle at the lake was an everyday occurrence. It's a tranquil canoe that takes well to smaller lakes and rivers like those found in the American Northeast.

Featuring an updated layup for 2014, our Wee Lassie is now lighter and stiffer than ever! Weighing only 25 pounds, it is one of the lightest canoes you'll ever find and can still trust to be robust enough for real life use. Outfitted with a floor-mounted seat and an adjustable back rest, the Wee Lassie can be paddled with either a canoe or kayak paddle.

|                 |            |
|-----------------|------------|
| Efficiency      | ●●●●●●●●   |
| Maneuverability | ●●●●●●●●●● |
| Capacity        | ●●●●●●●●   |
| Stability       | ●●●●●●●●   |
| Seaworthy       | ●●●●●●●●   |

Pictured Above: Kevlar - Black Alum - Bucket, Floor Mounted - Backsaver - Foot Brace



**SPECS**

|        |     |
|--------|-----|
| Length | 17' |
| Rocker | 1"  |

**DEPTH**

|        |     |
|--------|-----|
| Bow    | 20" |
| Center | 14" |
| Stern  | 20" |

**WIDTH**

|           |       |
|-----------|-------|
| Gunwale   | 36.5" |
| Waterline | 35"   |
| Maximum   | 36.5" |

**WEIGHT**

|                |       |
|----------------|-------|
| Graphite UL    | ----- |
| Kevlar UL      | 42 lb |
| Kevlar Flex    | 53 lb |
| Tuf-Weave Flex | 58 lb |

**SPECS**

|        |       |
|--------|-------|
| Length | 16'   |
| Rocker | 1.25" |

**DEPTH**

|        |     |
|--------|-----|
| Bow    | 19" |
| Center | 13" |
| Stern  | 17" |

**WIDTH**

|           |     |
|-----------|-----|
| Gunwale   | 38" |
| Waterline | 38" |
| Maximum   | 40" |

**WEIGHT**

|                |       |
|----------------|-------|
| Graphite UL    | ----- |
| Kevlar UL      | 39 lb |
| Kevlar Flex    | 51 lb |
| Tuf-Weave Flex | 55 lb |

**BOUNDARY WATERS**

Fishermen, families, and new paddlers will enjoy the Boundary Waters' easy paddling, super stability, and capacity. It will serve you well on an afternoon paddle or a two-week trip. The extra fullness throughout the middle lets you carry a lot of gear when you need to.

The bow and stern heights are low to catch less wind. Just don't let the name fool you — this boat works great on all rivers and lakes. The Boundary Waters comes standard with curved hung web seats for added comfort.

**Color Options**

Picture above: Kev Flex - Green - Wood - Cane, Hung

**KINGFISHER**

If your sporting plans call for a lot of gear, tackle, decoys, and a dog, the Kingfisher is your canoe. It's a great boat for catching sharks and snook in the no motor zones of the Everglades or just taking the kids fishing for blue gills at the lake.

This recreational hull is extremely stable and very comfortable for larger paddlers. You can easily get in and out with your waders on and there's no need to worry about stability when shooting out of this canoe. It's two feet longer than the Fisherman and has more capacity, but at 16 feet it's still easy to maneuver.

**Color Options**

Picture above: Kev Ultra - Skin, Silver Alum - Web, Hung - Footbrace



**SPECS**

|        |       |
|--------|-------|
| Length | 14'   |
| Rocker | 1.25" |

**DEPTH**

|        |     |
|--------|-----|
| Bow    | 19" |
| Center | 14" |
| Stern  | 18" |

**WIDTH**

|           |       |
|-----------|-------|
| Gunwale   | 37"   |
| Waterline | 37.5" |
| Maximum   | 39"   |

**WEIGHT**

|                |       |
|----------------|-------|
| Graphite UL    | ----- |
| Kevlar UL      | 36 lb |
| Kevlar Flex    | 46 lb |
| Tuf-Weave Flex | 49 lb |

**SPECS**

|        |       |
|--------|-------|
| Length | 15'   |
| Rocker | 1.75" |

**DEPTH**


|        |        |
|--------|--------|
| Bow    | 19.5"  |
| Center | 16"    |
| Stern  | 17.25" |

**WIDTH**

|           |       |
|-----------|-------|
| Gunwale   | 41"   |
| Waterline | 37.5" |
| Maximum   | 41"   |

**WEIGHT**

|                |       |
|----------------|-------|
| Graphite UL    | ----- |
| Kevlar UL      | 52 lb |
| Kevlar Flex    | 64 lb |
| Tuf-Weave Flex | 70 lb |

**SPECS**

|        |        |
|--------|--------|
| Length | 15' 8" |
| Rocker | 2"     |

**DEPTH**

|        |        |
|--------|--------|
| Bow    | 23"    |
| Center | 13.75" |
| Stern  | 21"    |

**WIDTH**

|           |       |
|-----------|-------|
| Gunwale   | 36.5" |
| Waterline | 35"   |
| Maximum   | 36.5" |

**WEIGHT**

|              |       |
|--------------|-------|
| Polyethylene | 83 lb |
|--------------|-------|

**FISHERMAN**

This short, wide, and light weight tandem canoe is stable enough to "set the screws" to a 6 pound largemouth bass or relax in as you watch a sunset from the lake.

The slightly rockered bottom makes the Fisherman maneuverable, while the boat's shallow draft will get you into places other boats only desire to go. Keep it at camp or at the lake house. Kids and other light weight paddlers will feel secure in the Fisherman.

**Color Options**

Picture above: Kev Ultra - Skin - Silver Alum - Web, Hung

**BACKWATER**

The Backwater square stern canoe is for sportsmen with motorized intentions. The rigid aluminum and wood mounting bracket makes for quick and easy addition of a small motor.

Sized for two people and a load of gear, it works great for duck hunting shallow backwater marshes or float fishing rocky rivers. Available in light weight composite constructions.

**Color Options**

Picture above: Tuf-Weave - Sand - Black Alum - Web, Hung

**SOUTHFORK**

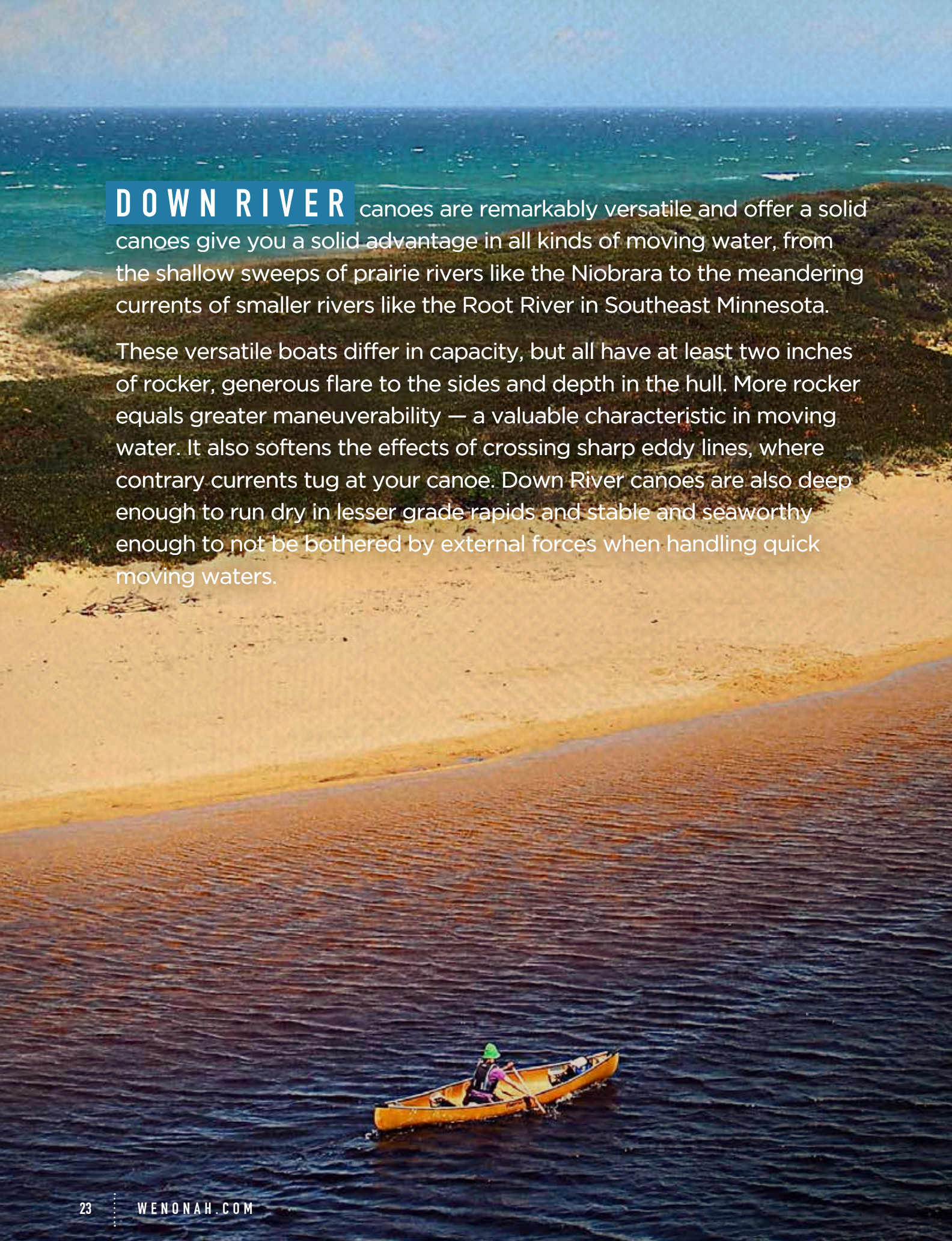
The most durable canoe in Wenonah's extensive family, the Southfork is ideal for fisherman, sportsmen, camps, outfitters and people who demand rugged construction without sacrificing performance.

The Southfork's exceptional stability gives even first time paddlers confidence and security. There is plenty of capacity for gear and it paddles well loaded or empty. Manufactured in Wenonah's super durable Three-Phase-Rotomold (TPR) polyethylene.

**Color Options**

Picture above: Three-Phase Polyethylene - Green - Web, Hung



A scenic view of a river flowing into the ocean. In the foreground, a sandy beach curves along the water's edge. A person wearing a green hat is paddling a yellow canoe on the dark, rippling water. The background shows the ocean meeting a clear blue sky. The text 'DOWN RIVER' is overlaid on the left side of the image.

**DOWN RIVER** canoes are remarkably versatile and offer a solid advantage in all kinds of moving water, from the shallow sweeps of prairie rivers like the Niobrara to the meandering currents of smaller rivers like the Root River in Southeast Minnesota.

These versatile boats differ in capacity, but all have at least two inches of rocker, generous flare to the sides and depth in the hull. More rocker equals greater maneuverability — a valuable characteristic in moving water. It also softens the effects of crossing sharp eddy lines, where contrary currents tug at your canoe. Down River canoes are also deep enough to run dry in lesser grade rapids and stable and seaworthy enough to not be bothered by external forces when handling quick moving waters.



**SPECS**

|        |      |
|--------|------|
| Length | 16'  |
| Rocker | 2.5" |

**DEPTH**

|        |     |
|--------|-----|
| Bow    | 25" |
| Center | 15" |
| Stern  | 25" |

**WIDTH**

|           |     |
|-----------|-----|
| Gunwale   | 36" |
| Waterline | 33" |
| Maximum   | 37" |

**WEIGHT / PRICE**

|                |       |
|----------------|-------|
| Graphite UL    | ----- |
| Kevlar UL      | 40 lb |
| Kevlar Flex    | 52 lb |
| Tuf-Weave Flex | 56 lb |

**SPECS**

|        |      |
|--------|------|
| Length | 15'  |
| Rocker | 2.5" |

**DEPTH**

|        |     |
|--------|-----|
| Bow    | 24" |
| Center | 14" |
| Stern  | 24" |

**WIDTH**

|           |        |
|-----------|--------|
| Gunwale   | 35.75" |
| Waterline | 33"    |
| Maximum   | 37"    |

**WEIGHT / PRICE**

|                |       |
|----------------|-------|
| Graphite UL    | ----- |
| Kevlar UL      | 38 lb |
| Kevlar Flex    | 48 lb |
| Tuf-Weave Flex | 52 lb |

**SPECS**

|        |         |
|--------|---------|
| Length | 14' 6"  |
| Rocker | 2.5"-1" |

**DEPTH**

|        |       |
|--------|-------|
| Bow    | 18"   |
| Center | 13.5" |
| Stern  | 16"   |

**WIDTH**

|           |        |
|-----------|--------|
| Gunwale   | 27"    |
| Waterline | 27"    |
| Maximum   | 30.25" |

**WEIGHT / PRICE**

|                |       |
|----------------|-------|
| Graphite UL    | ----- |
| Kevlar UL      | 30 lb |
| Kevlar Flex    | 43 lb |
| Tuf-Weave Flex | 46 lb |

**PROSPECTOR 16**


This proven down river hull is our version of the classic Prospector design known as the "workhorse of the North." It's a stable hull for rivers and streams - with ample rocker, it's quick to turn. And because of the symmetrical shape of the hull, a solo paddler loaded with gear can easily turn around in the bow seat and paddle backward. The Prospector 16 comes standard with curved hung web seats for added comfort.

**Color Options**

Pictured Above: Kev Ultra - Green - Silver Alum - Web, Hung

**PROSPECTOR 15**

The Prospector 15 is designed to maneuver easily, carry ample gear and run dry through lesser whitewater, such as rapids and riffles on small winding rivers. Yet, it's equally at home on lakes. One-foot shorter and slightly wider than our Prospector 16, it has a steeply rockered hull for extreme maneuverability, extra depth for confidence, and plenty of stability. Comes standard with curved hung web seats for added comfort.

**Color Options**

Pictured Above: Kev Flex - Red - Black Alum - Web, Hung

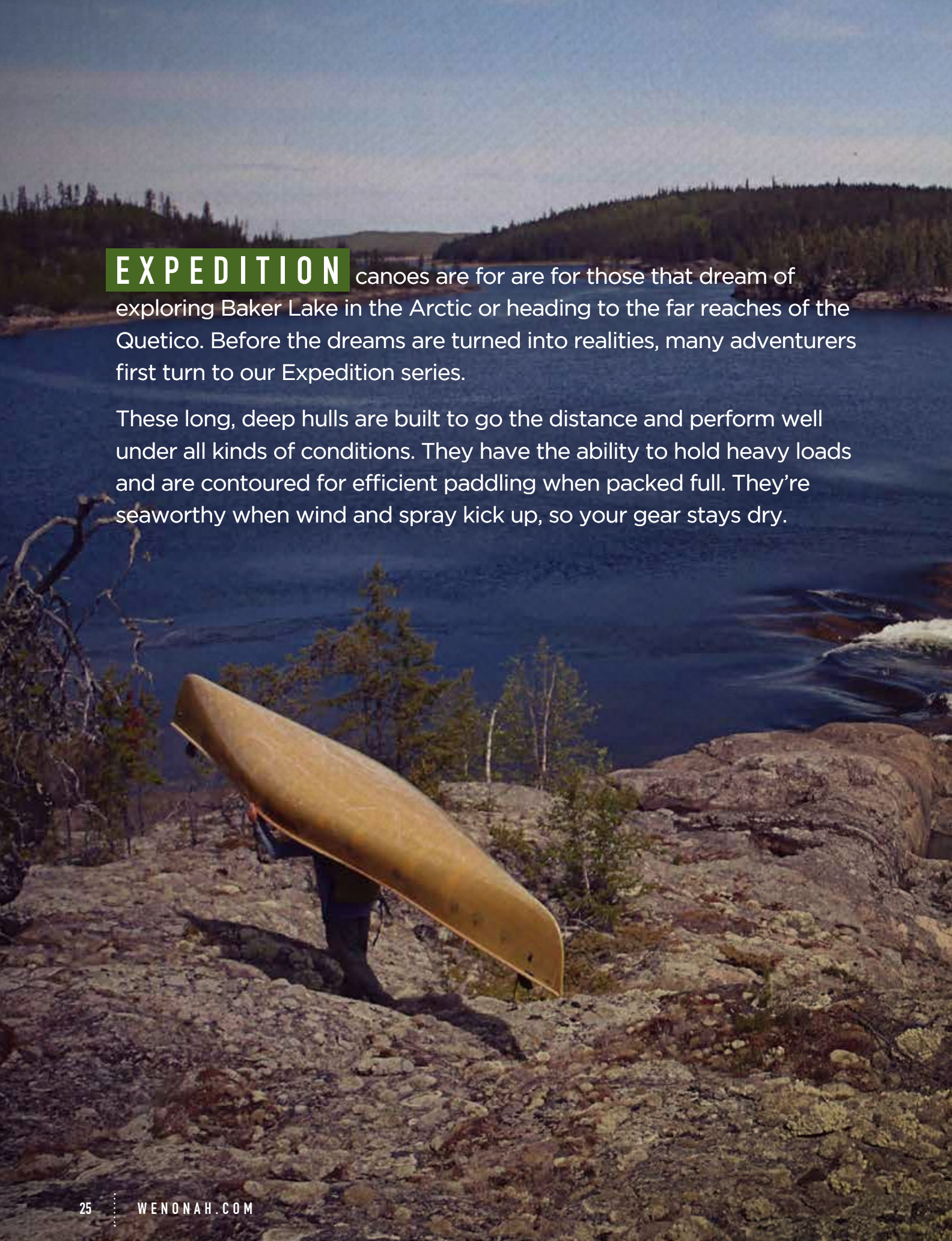
**ARGOSY**

Ideal for solo exploration of rivers and streams, the Argosy is nimble enough to carry you through cross currents and over eddy lines. It has added depth and volume to handle rough water and even whitewater, and plenty of rocker in the keel for maneuverability. The Argosy's ability to lean predictably in tight turns builds confidence. We recommend it for intermediate and advanced paddlers.

**Color Options**

Pictured Above: Kev Flex - Burgundy - Silver Alum - Web, Hung Adjustable



A person is seen from behind, carrying a long, narrow, tan-colored canoe over their shoulder. They are walking on a rocky, moss-covered shore. In the background, a calm lake stretches towards a forested hill under a clear sky. The scene is peaceful and suggests an outdoor adventure.

**EXPEDITION** canoes are for those that dream of exploring Baker Lake in the Arctic or heading to the far reaches of the Quetico. Before the dreams are turned into realities, many adventurers first turn to our Expedition series.

These long, deep hulls are built to go the distance and perform well under all kinds of conditions. They have the ability to hold heavy loads and are contoured for efficient paddling when packed full. They're seaworthy when wind and spray kick up, so your gear stays dry.





#### SPECS

|        |      |
|--------|------|
| Length | 19'  |
| Rocker | 1.5" |

#### DEPTH

|        |       |
|--------|-------|
| Bow    | 21.5" |
| Center | 15"   |
| Stern  | 19"   |

#### WIDTH

|           |        |
|-----------|--------|
| Gunwale   | 36.5"  |
| Waterline | 34.25" |
| Maximum   | 37"    |

#### WEIGHT

|                |       |
|----------------|-------|
| Graphite UL    | ----- |
| Kevlar UL      | 49 lb |
| Kevlar Flex    | 61 lb |
| Tuf-Weave Flex | 65 lb |



#### SPECS

|        |       |
|--------|-------|
| Length | 17'   |
| Rocker | ----- |

#### DEPTH

|        |     |
|--------|-----|
| Bow    | 19" |
| Center | 14" |
| Stern  | 16" |

#### WIDTH

|           |       |
|-----------|-------|
| Gunwale   | 25"   |
| Waterline | 29"   |
| Maximum   | 31.5" |


#### WEIGHT

|                |       |
|----------------|-------|
| Graphite UL    | ----- |
| Kevlar UL      | 38 lb |
| Kevlar Flex    | 48 lb |
| Tuf-Weave Flex | 54 lb |

## ITASCA

The Itasca is a tandem performance touring canoe that's built to carry expedition gear through wind and waves. This long, seaworthy hull tracks superbly, carries loads and glides far — it's the right boat for extreme exploring, coastal touring, and week long adventures.

The wide midsection of the Itasca's 19 foot hull allows for big loads, yet makes paddling easy because the sides curve in at the gunwales to allow an easy reach to the water. The wood gunwales come standard (n/c) and add strength and beauty to this unique design.



#### Color Options



Pictured Above: Kev Ultra - Skin - Wood - Dual Sliding Buckets - Foot Brace

## ENCOUNTER

Go ahead, plan your trip — circumnavigate Prince Edward Island, or cruise the St. Lawrence to the sea. The Encounter was created for long, solo expeditions with ample gear. It tracks straight and carries weight easily over rough water.

Roomy enough for large people and buoyant enough for heavy loads, the Encounter is a specially engineered craft. But it's engineered for comfort, too — with the standard sliding bucket seat and foot braces, you can easily adjust the canoe to fit you and your load.



#### Color Options



Pictured Above: Kev Flex - Red - Silver Alum - Bucket, Center Pedestal - Foot Brace



**DECKED** canoes are the original “hybrid vehicles.” Resembling kayaks in many ways, these boats pack paddle and portage like canoes to offer an on-the-water experience like no other. These are the perfect crafts for places for places like the Boundary Waters Canoe Area or Northern Forest Canoe Trail.

The hull designs are distinctively canoe shaped, while the decks come fully equipped with bungee storage and carry handles. The short deck height allows easy paddling with either a canoe or kayak paddle. The cockpits feature our floor mounted sliding bucket seat to allow for easy trim adjustment no matter the size load. You’ll be the talk of the water in your decked out Wenonah Canak or Mini.







| SPECS       |               |
|-------------|---------------|
| Length      | 16'           |
| Rocker      | -----         |
| DEPTH       |               |
| Bow         | 16"           |
| Center      | 12.5"         |
| Stern       | 14"           |
| WIDTH       |               |
| Gunwale     | -----         |
| Waterline   | 27"           |
| Maximum     | 30"           |
| HATCHES     |               |
| Cockpit     | 41" x 21"     |
| Bow Hatch   | 45.5" x 19.5" |
| Stern Hatch | 43" x 16.5"   |
| WEIGHT      |               |
| Kevlar      | 42 lb         |



| SPECS       |             |
|-------------|-------------|
| Length      | 15'         |
| Rocker      | -----       |
| DEPTH       |             |
| Bow         | 13.5"       |
| Center      | 12.5"       |
| Stern       | 13.5"       |
| WIDTH       |             |
| Gunwale     | -----       |
| Waterline   | 26.5"       |
| Maximum     | 29"         |
| HATCHES     |             |
| Cockpit     | 40" x 20"   |
| Bow Hatch   | 43" x 17.5" |
| Stern Hatch | 43" x 17.5" |
| WEIGHT      |             |
| Kevlar      | 39 lb       |

#### FEATURED ACCESSORY



**Canak & Mini Canak Spray Tray**  
This heavy duty nylon spray tray provides a welcomed work surface, shades your legs and sheds paddle drips. A mesh top pocket keeps your map, water bottle, snacks and other small items in easy reach. A larger mesh pocket under the deck provides additional storage.

DECKED

## CANAK

The Canak is ideal for solo lake camping, offering the capacity of a canoe and the touring ability of a kayak. The unique bow and stern storage compartments are spacious and more accessible than standard kayak hatches and the slipover covers provide a dry ride in any conditions.

Floor-mounted sliding seat and adjustable SmartTrack foot braces offer the comfort of a large kayak cockpit. Choose eight composite deck colors for the deck. Hull is skin coat.



**Color Options**  
Composite



Pictured Above: Kevlar - Red/Skin - Black - Bucket, Center Pedestal - SmartTrack Foot Brace

## MINI CANAK

The little sister to our popular and proven Canak, the Mini is comfortable to paddle with either a double or single blade paddle. Extremely maneuverable in close quarters, it still delivers efficient tracking in open lake crossings. Duel water resistant hatch covers reduce windage and offer a dry ride.

Whether you're BWCA or NFCT tripping or just out for a Thursday night paddle, the Mini is great fun. Featuring floor-mounted sliding seat, SmartTrack foot braces, and hatch covers, you can also choose from eight composite colors for the deck. Hull is skin coat.



**Color Options**  
Composite














































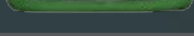

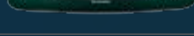














Pictured Above: Kevlar - Green / Skin - Black - Bucket, Sliding - SmartTrack Foot Brace



|                        |                 | LENGTH | ROCKER    | BOW   | DEPTH<br>CENTER | STERN  | GUNWALE | WIDTH<br>WATERLINE | MAXIMUM |
|------------------------|-----------------|--------|-----------|-------|-----------------|--------|---------|--------------------|---------|
| GENERAL<br>TOURING     | SENECA          | 19'4"  | 2"        | 22"   | 14"             | 22"    | 37.5"   | 39.5"              | 39.5"   |
|                        | CHAMPLAIN       | 18'0"  | 1.5"      | 22"   | 14"             | 20"    | 36.5"   | 36.75"             | 37"     |
|                        | 17 WENONAH      | 17'0"  | 2"        | 22"   | 13.5"           | 22"    | 36"     | 34.5"              | 37"     |
|                        | SPIRIT II       | 17'0"  | 1.5"      | 22"   | 14"             | 19"    | 35"     | 35.5"              | 36"     |
|                        | AURORA          | 16'0"  | 1.5"      | 21"   | 14"             | 18"    | 35"     | 35.5"              | 36"     |
|                        | HERON           | 15'0"  | 1.25"     | 18"   | 13"             | 16"    | 35"     | 35"                | 36"     |
|                        | PRISM           | 16'6"  | minimal   | 19"   | 12.5"           | 17"    | 26"     | 29.75"             | 30.75"  |
|                        | WILDERNESS      | 15'4"  | 1.25"     | 19"   | 14"             | 17"    | 27"     | 29.75"             | 30.5"   |
|                        | VAGABOND        | 14'6"  | 1.25"     | 16"   | 12.5"           | 14.5"  | 28"     | 29.75"             | 29.75"  |
|                        | SOLO PLUS       | 16'6"  | minimal   | 19"   | 13"             | 17"    | 29"     | 31.75"             | 32.75"  |
| PERFORMANCE<br>TOURING | ADIRONDACK      | 16'0"  | minimal   | 19.5" | 13.5"           | 16.5"  | 35"     | 34.75"             | 36"     |
|                        | MINNESOTA 3     | 20'0"  | 1.5"      | 20.5" | 13.5"           | 17"    | 34"     | 33.5"              | 35.5"   |
|                        | MINNESOTA II    | 18'6"  | minimal   | 20.5" | 13.5"           | 17"    | 33.5"   | 33.5"              | 35"     |
|                        | ESCAPE          | 17'6"  | minimal   | 20.5" | 13.5"           | 17"    | 33"     | 33"                | 34.5"   |
|                        | ESCAPADE        | 16'6"  | minimal   | 18.5" | 13.5"           | 16"    | 29.5"   | 30"                | 33.5"   |
|                        | VOYAGER         | 17'6"  | minimal   | 19"   | 14"             | 16"    | 21.5"   | 27.5"              | 28.75"  |
| SPORTS & LEISURE       | FUSION          | 13'0"  | minimal   | 15.5" | 12"             | 15"    | 31"     | 28.5"              | 31"     |
|                        | WEE LASSIE      | 12'6"  | minimal   | 16"   | 12"             | 16"    | 27.5"   | 24"                | 27.5"   |
|                        | BOUNDARY WATERS | 17'0"  | 1"        | 20"   | 14"             | 20"    | 36.5"   | 35"                | 36.5"   |
|                        | KINGFISHER      | 16'0"  | 1.25"     | 19"   | 13"             | 17"    | 38"     | 38"                | 40"     |
|                        | FISHERMAN       | 14'0"  | 1.25"     | 19"   | 14"             | 18"    | 37"     | 37.5"              | 39"     |
|                        | BACKWATER       | 15'0"  | 1.75"     | 19.5" | 16"             | 17.25" | 41"     | 37.5"              | 41"     |
|                        | SOUTHFORK       | 15'8"  | 2"        | 23"   | 13.75"          | 21"    | 36.75"  | 35"                | 36.5"   |
| DOWN RIVER             | PROSPECTOR 16   | 16'0"  | 2.5"      | 25"   | 15"             | 25"    | 36"     | 33"                | 37"     |
|                        | PROSPECTOR 15   | 15'0"  | 2.5"      | 24"   | 14"             | 24"    | 35.5"   | 33"                | 37"     |
|                        | ARGOSY          | 14'6"  | 2.5" - 1" | 18"   | 13.5"           | 16"    | 27"     | 27"                | 30.25"  |
| EXPEDITION             | ITASCA          | 19'0"  | 1.5"      | 21.5" | 15"             | 19"    | 36.5"   | 34.5"              | 37"     |
|                        | ENCOUNTER       | 17'0"  | minimal   | 19"   | 14"             | 16"    | 25"     | 29"                | 31.5"   |
| DECKED<br>CANOE        | CANAK           | 16'0"  | minimal   | 16"   | 12.5"           | 14"    | -----   | 27"                | 30"     |
|                        | MINI CANAK      | 15'0"  | minimal   | 13.5" | 12.5"           | 13.5"  | -----   | 26.5"              | 29"     |



| GRAPHITE*<br>ULTRA-LIGHT | KEVLAR®<br>ULTRA-LIGHT | KEVLAR®<br>FLEX-CORE | TUF-WEAVE<br>FLEX-CORE |  |   |
|--------------------------|------------------------|----------------------|------------------------|--|---|
| -----                    | 55 lb                  | -----                | -----                  |    |    |
| -----                    | 46 lb                  | 57 lb                | 61 lb                  |    |    |
| -----                    | 44 lb                  | 55 lb                | 60 lb                  |    |    |
| -----                    | 42 lb                  | 54 lb                | 58 lb                  |    |    |
| -----                    | 39 lb                  | 51 lb                | 55 lb                  |    |    |
| -----                    | 36 lb                  | 46 lb                | 50 lb                  |    |    |
| 32 lb                    | 34 lb                  | 44 lb                | 49 lb                  |    |    |
| 31 lb                    | 32 lb                  | 41 lb                | 43 lb                  |    |    |
| -----                    | 30 lb                  | 38 lb                | 40 lb                  |    |    |
| -----                    | 40 lb                  | 51 lb                | 54 lb                  |    |    |
| -----                    | 37 lb                  | 49 lb                | 54 lb                  |    |    |
| -----                    | 55 lb                  | -----                | -----                  |    |    |
| 42 lb                    | 42 lb                  | 54 lb                | 58 lb                  |    |    |
| 41 lb                    | 41 lb                  | 53 lb                | 57 lb                  |   |   |
| 41 lb                    | 42 lb                  | 51 lb                | 55 lb                  |  |  |
| 33 lb                    | 34 lb                  | 46 lb                | 51 lb                  |  |  |
| -----                    | 30 lb                  | -----                | -----                  |  |  |
| -----                    | 25 lb                  | -----                | -----                  |  |  |
| -----                    | 42 lb                  | 53 lb                | 58 lb                  |  |  |
| -----                    | 39 lb                  | 51 lb                | 55 lb                  |  |  |
| -----                    | 36 lb                  | 46 lb                | 49 lb                  |  |  |
| -----                    | 52 lb                  | 64 lb                | 70 lb                  |  |  |
| -----                    | -----                  | -----                | -----                  |  |  |
| -----                    | 40 lb                  | 52 lb                | 56 lb                  |  |  |
| -----                    | 38 lb                  | 48 lb                | 52 lb                  |  |  |
| -----                    | 30 lb                  | 43 lb                | 46 lb                  |  |  |
| -----                    | 49 lb                  | 61 lb                | 65 lb                  |  |  |
| -----                    | 38 lb                  | 48 lb                | 54 lb                  |  |  |
| -----                    | 42 lb                  | -----                | -----                  |  |  |
| -----                    | 39 lb                  | -----                | -----                  |  |  |



# LIMITED LIFETIME

.....

## WARRANTY INFORMATION

.....

All Wenonah Canoes are handcrafted from the finest materials and proven technologies available. Every boat we manufacture undergoes strict quality control before leaving our factories. We take pride in every canoe we manufacture knowing it will deliver a lifetime of enjoyment

All Wenonah Canoe products are warranted to the original owner against manufacturers' defects in materials and workmanship for life. If you ever experience a product failure due to a manufacturing or materials defect, we will repair or replace it without charge at our option. Damages due to negligence, improper use, accident, wherein the manufacturer is not at fault, will be repaired at a reasonable charge. Shipping costs will be assessed to the product owner at the discretion of the manufacturer. A copy of the original purchase receipt is required for all warranty claims.









# COMPOSITE CANOES



The term “composite” simply means combining fibers together with resin. In composite canoes, various woven fabrics are hand shaped in a mold and bonded together with resins. Any combination of fibers and resin is a composite, but there are a wide variety of materials and methods. All Wenonah Canoes are manufactured using a vacuum bagging process to ensure the ideal resin to fabric ratio. Many hours of skilled labor are required to make a great composite canoe. This, plus the cost of high-end materials make them fairly expensive, but their lightness, toughness, and performance make composite canoes the best value.



## ULTRA-LIGHT CONSTRUCTION & MATERIALS

Ultra-light hulls are stiff and incredibly light. They are ideal for efficient distance paddling and for all people or conditions that demand the lightest gear.

In our Ultra-light construction a structural core and ribs are laminated into the hull and sides. We also add extra fabric layers to strengthen specific targeted areas.

Aluminum plates are strategically laminated into the hull. Seats, footbraces, and all hardware is then riveted into these plates. This gives a very secure connection and eliminates rivet heads on the exterior.



\*Graphite Ultra-light solo canoes come standard without end tanks.

### KEVLAR®

Kevlar®, the fiber used for aerospace, body armor and bulletproof vests, is amazingly light and strong. We’ve used it for more than 30 years to construct extremely light and tough canoes. Wenonah Canoe is the world’s largest maker of Kevlar® canoes.



\$\$\$\$

### GRAPHITE

A Graphite Ultra-light canoe is made the same way as a Kevlar® Ultra-light, but with Graphite as the outer layer. It’s ideal for paddlers desiring more stiffness in their composite canoe. The crisp look and aesthetic appeal of a black Graphite canoe on the water is also undeniable.



\$\$\$\$\$





### -Ultra-Light Colors-



Ultra-light hulls have a "skin-coat", showing the fabric's color on the interior and exterior. A colored finish is a no-cost option, but adds 6-8 lbs.



### Flex-Core Colors



We offer 12 colors of gel-coat finish for the exterior of Flex-core hulls. The interior of the hull show the fabric's natural color.

## FLEX-CORE CONSTRUCTION & MATERIALS

Flex-core construction creates a more rugged canoe than our Ultra-light and is meant for general paddling on all but extreme waters.

In our Flex-core constructions a structural core is laminated into the hull, orienting the composite fibers carefully to distribute loads. We add an extra fabric layer to the whole hull. This adds a bit of weight but makes for a stronger, more ridged canoe. Side ribs are not needed because this layup distributes more material throughout the hull. The result is a tough canoe that is still fairly light weight

### KEVLAR®

Using Kevlar® in our Flex-core layup vs. our Ultra-light layup adds a little weight, but saves some money. The extra layers of fabric and gel-coat finish makes these boats more resistant to damage than our Kevlar® Ultra-Light canoes as well.



\$\$\$

### TUF-WEAVE®

Wenonah's Tuf-weave® material is an interwoven fabric made of 50% polyester and 50% fiberglass that out performs either material alone. The Tuf-weave® layup results in our most durable composite canoes.

Tuf-weave® canoes offer improved impact resistance and are a great compromise between light weight, performance, and price. Our revamped interior finishing process makes for even more weight savings over previous years' models.

\$\$






# DESIGN & PERFORMANCE



A canoe's performance is built into its design. The dimensions and shape of the hull above and below the water line, and other variables, determine how efficient, stable, roomy, maneuverable, and seaworthy a canoe model is. Of the 30+ models of canoes in this catalog, no two perform the same. A sports and leisure canoe that's stable and easy to paddle will have a different length, width, rocker and streamlining than a performance canoe designed to go fast and glide far. Even within the same category of canoes, subtle differences in design will change their performance.



## LENGTH

Longer canoes track straighter, travel faster, and glide farther. They also hold more and perform better when loaded. Shorter canoes turn easily and are great for paddling on tight streams. Even a 6-inch difference in length can make a dramatic difference in canoe performance. Remember that in most cases longer is better, as it is always easier to turn a canoe than keep one going straight.

## DEPTH

Adding depth to the center of the hull creates more freeboard, which adds capacity and seaworthiness. Adding depth to the bow or stern helps to fend off waves or spray.

## WIDTH

A wider hull has a higher initial stability, but requires more effort to paddle. A narrow hull requires less effort to paddle, but has less initial stability. Width also increases capacity, although not as much as length.

## STABILITY

Cross-section shape determines initial and final stability. Initial stability is how stable a canoe feels when upright in calm water. Final stability is how resistant a canoe is to capsizing even when on edge.

## THE ASPECTS OF PERFORMANCE

### EFFICIENCY

How far the canoe goes with each stroke. A long glide following the stroke means the canoe is very efficient

### MANEUVERABILITY:

How easily the boat will turn. A lot of boats are specifically designed to "Track Straight". We always say it's much easier to turn a boat than keep one going straight

### CAPACITY

How much gear and weight the canoe can hold.

### STABILITY

"Initial" stability is how tippy a boat feels when you're getting in and out of it or when it's resting on calm water. "Final" stability is how resistant a canoe is to tipping even when leaned or in high winds and waves.

### SEAWORTHINESS

How dry, capable, and predictable the canoe is in large waves or rough waters.



## FLAT BOTTOM

Typical for bargain canoes. Flat-bottomed hulls have initial stability, but are unpredictable on waves or if leaned beyond a critical angle.



## SHALLOW ARCH

Characteristic of well-designed hulls. Good initial and final stability. Predictable and responsive when leaned or on waves.



## SHALLOW "V"

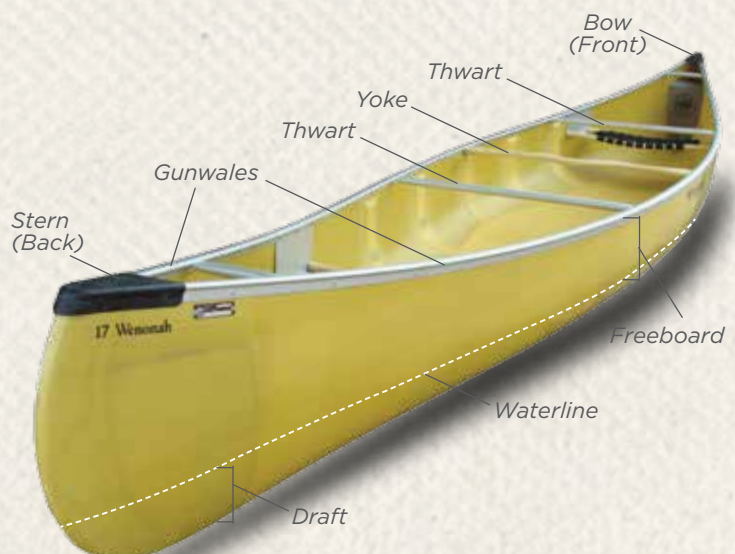
Shaped with a ridge in the center, like a keel. Stable but rides deeper and is less efficient than a shallow arch. May snag on rocks.



## ROUND BOTTOM

Extremely rare, used only on canoes for calm-water racing. Very fast, but has no initial stability at all and is tricky to balance.

## ANATOMY OF A CANOE





## FLARE

A flared hull widens out near the gunwales. It deflects waves and resists capsize.



## TUMBLEHOME

Tumblehome is how the hull curves in toward the gunwales and lets the paddler paddle close to the hull. Most evident in solo designs.



Both flare and tumblehome may be built into different parts of the same hull.

## ENTRY LINE

The entry line is the sharpness of the bow. Blunt entry lines resist impacts better, which is why whitewater canoes generally have blunt entry lines. Sharper entry lines improve the hull's efficiency and tracking.



Sharp Entry Line (MN II)



Blunt Entry Line (Rogue)

## STREAMLINE AND FULLNESS

Different canoes with the same load can require more or less effort to paddle, depending on streamlining and fullness. How fast or how gradual the hull widens influences speed, capacity, and stability. A hull that widens gradually and smoothly is more efficient.




Fullness (Fisherman)



Streamline (Prism)

## ROCKER

Rocker describes the way some hulls curve up at the ends, like a rocking chair. Rocker plays part in a canoe's maneuverability. Longer canoes with some rocker will maneuver like much shorter canoes. Canoes with a lot of rocker turn more easily, which is why whitewater and down river canoes have steeply rockered ends. Canoes with very little rocker will track straighter.



Minimal (Escape)

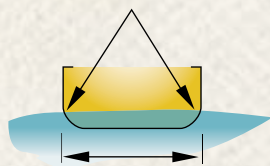


Moderate (Heron)

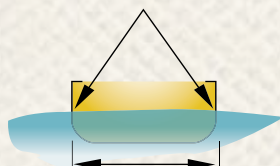


Heavy (Prospector)

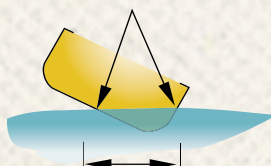
## FLAT BOTTOM VS SHALLOW ARCH



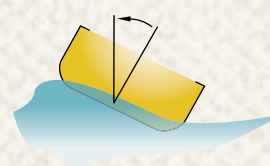
A canoe with a flat bottom hull feels steady when it's upright on calm water. Flat bottom hulls have good initial stability. Paddlers feel little oscillation because the hull's greatest possible width is in the water.



When loaded, it rides lower but has about the same shape. It will be stable as long as it is upright in calm water.

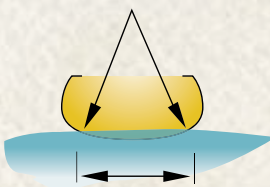


When it leans, one side of the hull lifts entirely out of the water. With less surface area submerged, paddlers must work hard to keep it from tipping over. Flat bottom hulls have less final stability.

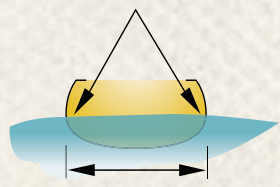


In waves that strike the canoe crosswise or at an angle, the flat bottom hull rises and falls on the surfaces of the waves. Paddlers must react fast to the rocking back and forth.

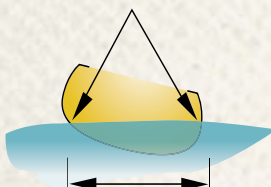
## INITIAL STABILITY



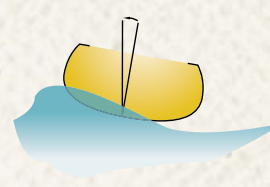
A canoe with a shallow arch hull is widest just above the waterline. Because it oscillates slightly it doesn't have the rock solid feeling of a flat hull.



When loaded, the weight presses the widest part of the hull into the water, which makes the canoe more stable.



When it leans, both sides of the shallow arch hull stay in the water, making it easier for paddlers to balance.



A shallow arch hull presents less resistance to waves and rocks less. Paddlers easily maintain balance.

## FINAL STABILITY



# TRIM OPTIONS

## STANDARD TRIM

All-aluminum trim with silver gunwales, thwarts, and handles are standard on most composites.

Black anodized aluminum can be substituted at an additional charge on canoes shorter than 19'.

\*Note: Black trim comes standard (no charge) on Graphite Ultra-light canoes.

## OPTIONAL WOOD TRIM

All wood trim is an option on all composite solo and tandem canoes (except the Backwater) and includes hardwood inwales, outwales, end caps, thwarts, and handles. Finished with three coats of oil, natural colored wood is standard and a darker walnut stain is optional. Please note, our wood selection varies based on the availability of quality wood from sustainable sources. Fasteners are stainless steel. Wood trim is an additional charge.

## YOKES

All tandem models come with our standard ash yoke.

Yoke Options are available for an additional charge: Our ultra-strong, multi-layer laminated wood yoke comes with foam pads for complete comfort and dependability.

The elegance of a traditional yoke made the Wenonah way! Our carbon-composite yoke is the ultimate finishing touch for your composite canoe. Yoke pads are not recommended with this sculptured composite yoke.

## MAXIMUM CAPACITIES


Published weight-bearing capacities are misleading for a number of reasons, so we don't print specific figures. Instead, we say that all Wenonah hulls have reserve capacity for their intended use. If capacity is critical, we suggest you load the hull with the intended weight and test it.

## CANOE WEIGHTS

Because every canoe we make is handcrafted, weights may vary slightly from the stated figure with standard equipment. Wood trim, sliding seats and foot braces, and optional gel-coat finish will change the weight.

## FLOTATION

All hulls have flotation to keep them afloat in the event of capsize. Most composite hulls have sealed-air tanks in the bow and stern.





# SEAT OPTIONS


## BUCKET SEAT

Comfortable, durable and designed for paddling while seated, our bucket seat is standard for all composite tandem canoes 17' and longer as well as all composite solo canoes except the Vagabond.




## FIXED, HUNG SEAT

On canoes with wood gunwales, most seats are suspended from the gunwales using wood dowels lined with stainless steel bolts. Wood gunwale composite canoes can also receive bucket seats. Both web and cane seats can be hung but not buckets.




## SLIDING SEAT

Composite solo canoes receive sliding bucket seats fitted to a floor-mounted aluminum pedestal. A web or cane seat may be substituted at no extra charge.



## WEB SEAT

Cool, comfortable and suitable for paddling from a seated or kneeling position, our web seat offers extreme versatility. Web seats are standard outfitting in all composite canoes shorter than 17'. Web seats are available as a no-cost option in all other canoes.




## FIXED, RIVETED SEAT

All tandem composite canoes 16' 6" and longer receive a fixed, riveted seat attachment. An anodized aluminum frame is riveted to the hull to accept either a bucket, web or cane seat.



## SLIDING SEAT

A sliding seat is crucial in longer canoes to establish and maintain proper boat fore-aft balance on the water. A sliding front seat is standard for most composite tandems over 16'. Sliding seats are mounted to an aluminum slide-frame riveted to the hull in tandem canoes. A sliding stern seat is also optional for composite tandems 18' and longer. Bucket seats are standard but web or cane may be substituted at no charge. (if not standard)



## CANE SEAT

Cane seats offer a classic elegance to any canoe and are especially beautiful with wood trim. Cane seats are a no-cost option on all of our models.



*\*Please note that while the wood frame is identical to our web seat wood frame, the cane itself is susceptible to degradation by the elements.*



## ADJUSTABLE FOOT BRACE

Our infinitely adjustable aluminum foot brace provides solid leverage for performance and comfort. A simple turn of the knobs locks and unlocks the cross bar allowing it to be slid into your personalized position. Foot braces are standard on all composite tandem canoes 17' and longer (except the Boundary Waters) as well as all composite solo canoes. (If not standard)



## COMPOSITE BOATS DESERVE COMPOSITE PADDLES

### PRO LITE ELBOW

The unique blend of composite materials make this paddle stiff, light, and aesthetically appealing.

8 7/8 Blade, 10° Offset, Lengths: 50", 51", 52", 53", 54", Un-cut Weight: 14 oz.

### BLACK JACK CARBON

This Ultra-light elbow is made from the highest grade graphite content making it exceptionally light and stiff. 8 5/8 Blade, 12° Offset, Lengths: 50", 51", 52", 53", 54", Un-cut Weight: 11 oz.

### BLACK LITE ELBOW

An ideal graphite bent shaft paddle for performance and recreational use. 8 7/8" Blade, 10° Offset, Lengths: 50", 51", 52", 53", 54", Un-cut Weight: 13 oz.

### BLACK LITE STRAIGHT

This graphite straight-shaft is lighter than the top-of-the-line wood paddles and more durable. 7 7/8" Blade, Lengths: 50", 51", 52", 53", 54", 56", Un-cut Weight: 17 oz.

### TOUR LITE ELBOW

This composite paddle features an all carbon shaft and fiberglass blade for the best weight to price ratio available. 8 7/8" Blade, 10° Offset, Lengths: 50", 51", 52", 53", 54", Un-cut Weight: 16 oz.

### BOUNDARY WATERS

This general touring elbow paddle has a Urethane tipped blade with a layer of fiberglass and resin on both sides for extra resistance to damage. 8" Blade, 12° Offset, Lengths: 50", 52", 54" Weight: 20 oz.

### QUETICO

Durable elbow paddle great paddle for touring and wilderness tripping. 8" Blade, 10° Offset, Lengths: 48", 50", 52", 54" Weight: 22 oz.

### CORMORANT

High quality straight shaft. 7" Blade, Lengths: 52", 54", 56", 58" Weight: 20 oz.

### KIDS TALE PADDLES

Perfect first paddle for kids as they join the fun. Choose from Otter or Dragonfly. 8" Blade, 10° Offset, Lengths: 38", 46" Weight: 22 oz.

TO SEE THE WHOLE LINE OF WENONAH ACCESSORIES, APPAREL AND PRICE INFO  
VISIT [WENONAH.COM](http://WENONAH.COM)

FOR INFO ON REPLACEMENT PARTS OR TO ORDER CALL 507-454-5430  
MONDAY-FRIDAY 8-4P CENTRAL TIME

### TIE-DOWN STRAPS

Use with a rack or foam blocks. 12' strap. Heavy duty, padded buckle. Sold individually.



### CANOE TRANSPORT KIT

4 foam blocks, 3 nylon ropes and a 12' tie down strap.



### CANOE TRANSPORT KIT- DELUXE

4 foam blocks, two 13' over-the-hull straps, two extra-long 18' two-piece bow/stern tie-downs with cam buckles, and storage duffel.



### BOLT-ON YOKE PADS

Sling style pads with bolt-on mounting. Easy side-to-side adjustment by loosening the bolt. 1lb.



### CLAMP-ON YOKE PADS

Pads clamp on firmly and can be placed where you like. 1 lb.



### REMOVABLE YOKE FOR SOLO CANOES

Light weight aluminum with sling style pads. Adjustable side-to-side. Available for bucket and web seats, hung and pedestal mount. 2 lb.



### SPARE PADDLE HOLDER

Secure your spare paddle within arm's reach using this innovative webbing and Velcro® system.



### PADDLE BAG-DOUBLE POCKET

Heavy-duty nylon, padded bag with handle and zipper. Two pockets hold two 56" canoe paddles or a 2 pc kayak paddle.







#### BOOKS AND DVDS

Visit [www.wenonah.com](http://www.wenonah.com) to see our full line of books and DVDs.

#### WHITewater OUTFITTING



#### ADJUSTABLE THIGH STRAP SYSTEM

Kit comes with two 2" wide adjustable thigh straps with Fastex® buckles, four adjustable anchors and knee pad set.



#### FLOTATION BAGS

Made of tough nylon/vinyl and offered in different sizes. Please specify your Wenonah model when ordering.

#### BACKSAVER FOLDING BACKREST

Made exclusively for Wenonah by Cush-Gear. Adjusts in height and angle for a comfortable fit. Folds down for storage. Specify solo or tandem and bench or bucket seat. Silver or black aluminum.



#### FOOT BRACE

Aluminum footbrace rivets to any hull and is fully adjustable for paddler size.



#### BUCKET SEAT BACKBAND

Attaches to crossbars on our side mounted bucket seats. Not recommended for floor mounted or sliding seats.



#### FOOT STRAPS

Add control and performance w/ Velcro® attachment web-buckle foot straps.



#### KNEELING PAD

1/2" thick high density foam knee pad. 31.5"x11.75".

#### SUPER SEAT

Easily strap to seat and adjust for angle. Available for bench and bucket seats.



#### INFLATABLE SEAT PAD

Self inflating nylon covered seat pad with buckle straps. Fits bench seats.




#### BUCKET SEAT CUSHION

3/8" thick, slip over foam pad fits our bucket seat.



#### DROP-IN SEAT

Quick, temporary way to add a seat for a third person or to paddle a tandem solo. Telescopes 32-38". Gunwale clamps sold separately.



#### HEAVY LIFTER CANOE CART

Perfect for larger and heavier canoes for use in rough terrain. Carries up to 300 lbs. 9 lb.



#### MAINTENANCE & REPAIR

We have a variety of maintenance and repair kits for your canoe. Visit our website for more information.

- Skid Plate Kit
- Scratch & Gouge Repair Kit
- Fiberglass Repair Kit
- Gel-coat Repair Kit
- Royalex Touch-up Spray
- SPF-50 Boatguard
- 303 UV Protectant



#### TIE DOWN STRAP KIT FOR FLOTATION BAGS

System includes 50' nylon lacing, clip & D-rings and screws, 4 D-ring tie downs, 4 D-ring tie downs with buckle and 2 7' straps with buckles to keep your flotation bags secure.



#### CLAMP ON OAR LOCKS

These heavy duty Sea Eagle Oar Locks work on any Wenonah Canoe with vinyl gunwales and accept 1 1/4" diameter oars.



#### CANOE NECKLESS

Hand crafted, canoe or kayak necklace created by northwoods artist Rik Pauli. Sterling silver pendants on a nylon sport-cord.

#### CANOE CADDY

Compact, collapsible, and the axle-less frame clears many obstacles. 8 lb.



#### LIFE JACKET

The Journey life jacket offers outstanding comfort with its complex contoured shaped foam panels. Sizes: S/M M/L L/XL



#### LIMITED EDITION TIN SIGNS

A Wenonah tradition, visit [www.wenonah.com](http://www.wenonah.com) for availability.





**We·no·nah**

CANOE

PO Box 247  
Winona, MN 55987

PRESORT  
STANDARD  
US POSTAGE

**PAID**

WINONA, MN 55987  
PERMIT NO. 88

Or Current Resident

**WENONAH.COM**

**For tutorials and a chance to win free  
Wenonah Canoe swag find us on:**



**You Tube**

.....

**PHONE: 507-454-5430**

**FAX: 507-454-5448**

**INFO@WENONAH.COM**